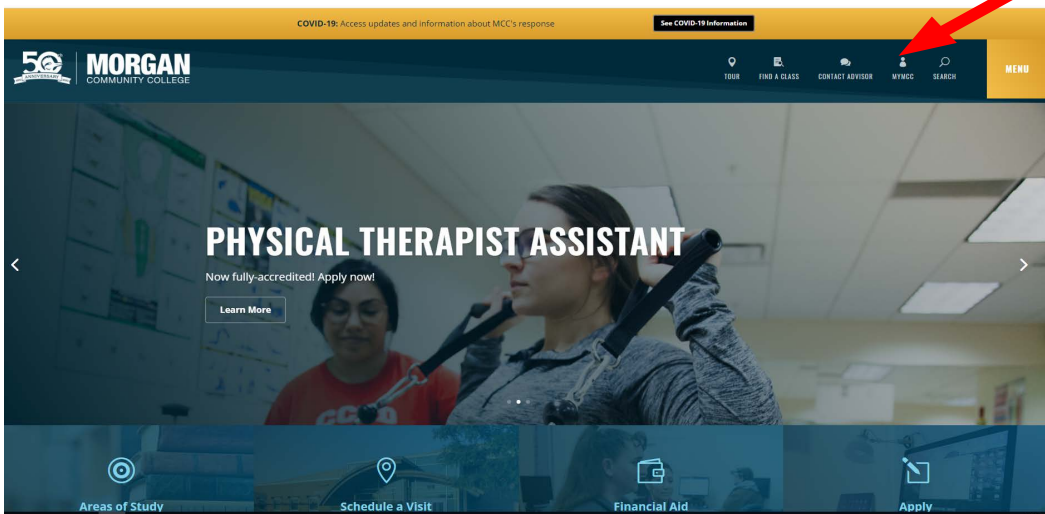
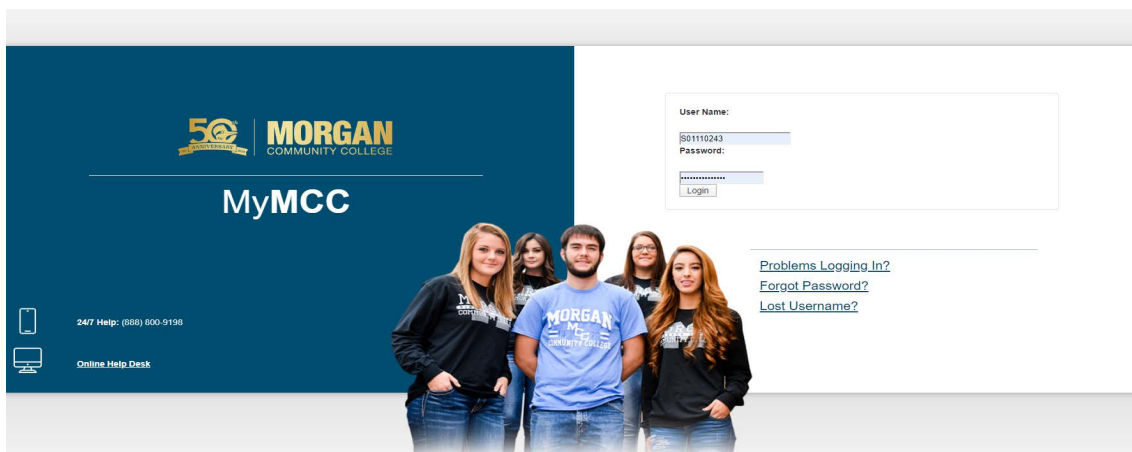


# Logging in to D2L

1. Go to [www.morgancc.edu](http://www.morgancc.edu), and click on the MyMCC in the upper right hand corner

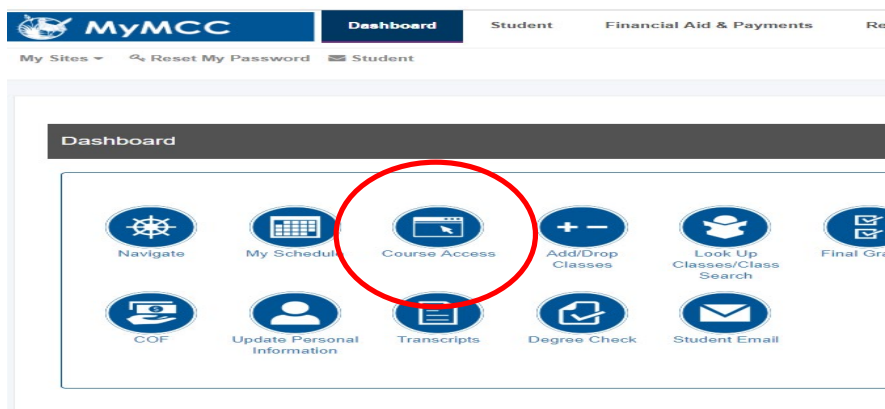


2. Using your S Number and password, login in to your MyMCC portal



3. Once you are in your portal you have 2 options:

- 1) On your Dashboard, Click Course Access:



Or 2) Go to your Student Tab, and under Course Access, Click the link for the Desire2Learn system you need: MCC Desire2Learn Classes or CCCOnline Courses.

MyMCC Dashboard **Student** Financial Aid & Payments Resources

My Sites Reset My Password Student

### Course Access

**Desire2Learn**

- Click here to access your MCC Desire2Learn classes
- Click here to access your CCCOnline Courses(sections C11, C21 only)

### Registration Tools

- Registration Status
- Look Up Classes
- Add or Drop Classes
- Week at a Glance
- Detailed Student Schedule (with Drop-Withdrawal Dates)
- Detailed Schedule (with Waitlist Courses)
- Order Official Transcripts

### Student Schedule

Course	Start/End	Days
You are not currently enroll		

4. Once you are in D2L, scroll down to My Courses

Announcements

**My Courses**

- PSY2354Z1 Human Growth & Developmnt: SS3 (Neesha Lenzini) SU18
- GT Pathways Syllabi
- SOC1024V1 Intro to Sociology II: SS3 (Richard Carroll) SP18

**Information for Students**  
All links open in a new window

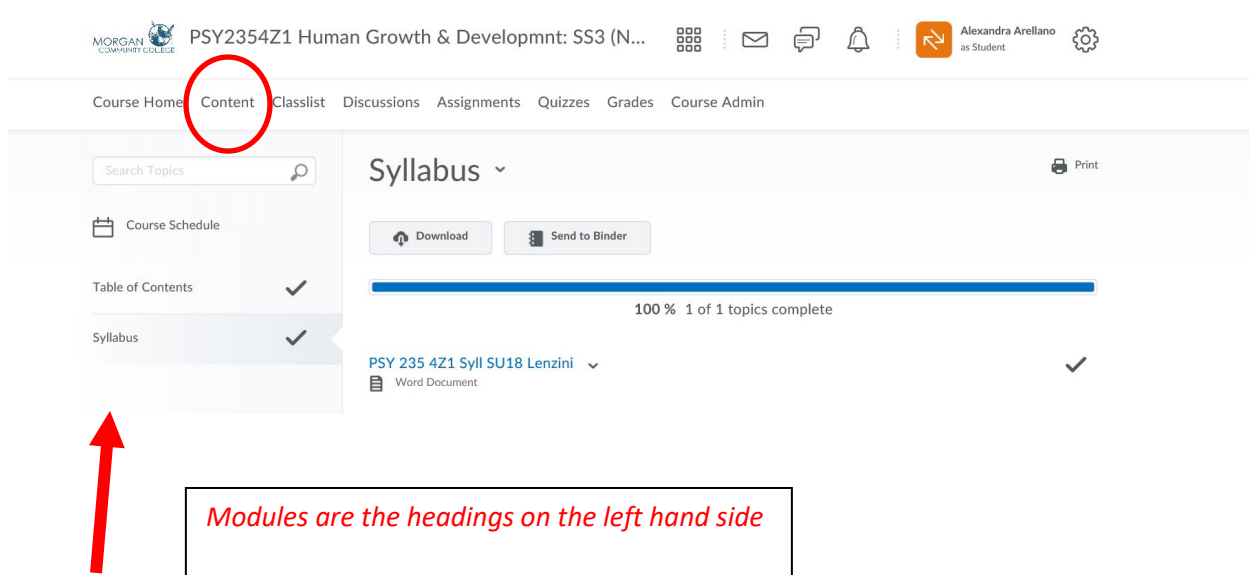
**Our Vision:**  
*Morgan Community College is committed to providing relevant learning by responding to evolving student and community needs.*

Find out more about our Mission, Vision, and Values [here](#).

**Student Resources**

5. Click on the class you wish to view.

6. Once you are in your D2L Course page, go to your Content tab. This is where you should find your syllabus, assignments and other helpful information for your class.



The screenshot shows a D2L course page for 'PSY2354Z1 Human Growth & Developmnt: SS3 (N...'. The 'Content' tab is selected and circled in red. The left-hand navigation menu includes 'Course Home', 'Content', 'Classlist', 'Discussions', 'Assignments', 'Quizzes', 'Grades', and 'Course Admin'. The 'Syllabus' item is highlighted in the menu, and a red arrow points to it. A red box contains the text 'Modules are the headings on the left hand side'. The main content area shows a 'Syllabus' section with a 'Download' button, a 'Send to Binder' button, a progress bar at 100% (1 of 1 topics complete), and a document titled 'PSY 235 4Z1 Syll SU18 Lenzini'.

7. Click on the module for the section you need and it will bring up the content for that section (see above).

*If you don't find what you're looking for, look around – Home Page, Table of Contents, and Course Overview are common places to find Syllabus, WebEx connection Links or other class information. If you can't find the Syllabus or WebEx connection link or information, please notify your Instructor or your MCC Service Center.*

# D2L Navigation Tips

WebEx Links: If you are in a class that will be using WebEx to connect, there is a video tutorial on your D2L Home page that is worth watching so you can manage your technology. Or it is at this link:

<https://www.youtube.com/watch?v=aHCXT9LsQDE&feature=youtu.be>



## A Message For Students With WebEx Classes

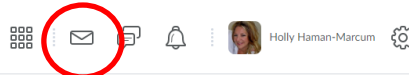
If you are in a class using WebEx for distance video communications, and are taking the class from home (i.e. not attending from one of the MCC Centers or a local High School). It is highly recommended that you use a webcam and microphone. It doesn't need to be anything fancy, just a regular webcam. Many laptops and tablets come with built in webcams (which can be used).

This will enable you and the instructor to see and hear each other. Watch this [Webex Setup and Overview](#) video for students to learn how to setup your camera and microphone, as well as learn how to navigate the Webex interface.



On your course home page, most WebEx connection links are under Content. However, you may find them on the course home page in Announcements. You may need to scroll down and view older announcements. Keep looking. If you don't find it, email or call your Instructor or your MCC Service Center.

Email in D2L: D2L has its own email and IT IS NOT THE SAME AS YOUR STUDENT EMAIL. Email in D2L is for convenience and easy access to Instructors and peers for class purposes. It is considered a 'closed email' service, which means no email can be sent outside of D2L, nor can outside email be sent into D2L. Please ask your Instructor which email they use the most or prefer. For all other MCC email communications, you must use your MCC college student email address.



## A Message For Students With WebEx Classes

If you are in a class using WebEx for distance video communications, and are taking the class from home (i.e. not attending from one of the MCC Centers or a local High School). It is highly recommended that you use a webcam and microphone. It doesn't need to be anything fancy, just a regular webcam. Many laptops and tablets come with built in webcams (which can be used).

This will enable you and the instructor to see and hear each other. Watch this [Webex Setup and Overview](#) video for students to learn how to setup your camera and microphone, as well as learn how to navigate the Webex interface.

Grades: Under the Grades tab in your D2L page, you should be able to see your cumulative grade (the total percentage or letter grade in real time, not just the grade for individual assignments). You may need to print or show your grades to your high school for eligibility purposes (if that applies to you). If you cannot see your cumulative grade (usually at the top of your grades page), please email or call your Instructor or notify your MCC Service Center.

## Grades

Final Calculated Grade

Points

- / -

Grade

-%